





Samplers listed below from lowest volume to highest volume

	Volume per Sample	Flowrate*	#of Filters	Filtered or Whole Water	Filter Type	Depth	Weight and Dims
<b>RAS</b> 	500 mL 100 mL (model dependent)	75 mL/min	48	Whole Water (Filter option on ea sample available)	Membrane or Glass Fiber, .65 µm or larger	5,500 m	Air: (sample tubes empty) 110 kg Air: (sample tubes filled) 148kg Seawater: 57kg Dims: 128 cm x 73 cm x 73 cm
<b>RoCSI</b> 	Up to 2 Liters	60 mL/min	Up to 24 (moored frame) Up to 48 (vehicle, other applications)	Filtered	Sterivex™ 0.22 µm or 0.45 µm	6,000 m	Air: 15.5 kg Seawater: 10 kg Dims: 17 cm x 18 cm x 53 cm
<b>PPS</b> 	Up to 10 Liters	125 mL/min	24	Filtered	Membrane or GFF, .65 µm or larger	5,500 m	Air: 60.5 kg Seawater: 35 kg Dims: 43 cm x 43 cm x 165 cm
	20 Liter option	250 mL/min	24	Filtered	Membrane or GFF, 2 µm or larger	5,500 m	
<b>SuPR</b> 	1000 - 2000 Liters	2000 - 6000 mL/min	14	Filtered	142 mm membrane 0.22 µm or larger	5,000 m	Air: 181 kg Seawater: 68 kg Dims: 86.4 cm x 72.7 cm x 52.4 cm

*\*Flowrates dependent on filter sizes. User results may vary.*